

Light Painting Photography

by Jason D. Page

What is Light Painting?

Light Painting is...

Light Painting can be defined as the manual movement of light in a three dimensional space, over time, during a long exposure photograph.

Light Painting is...

Light Painting is its own art form.

I often hear Light Painting called a “Photographic Technique”. I believe that Light Painting is its own art form. The camera is simply the instrument that records the Light Painting art form, just as a canvas captures the brushstrokes of a traditional painter with oils or acrylics. The movement of light, through space and over time is the Light Painting art form. The camera is simply the instrument that the Light Painter uses to record the Light Painting art form! Calling Light Painting a Photographic Technique would be similar to calling painting, a canvas technique.

Light Painting is...

Light Painting breaks down to 3 basic categories:

- 1. Light Drawing (Light source is seen by camera)**
- 2. Light Painting (Illuminating the scene with handheld lights, light source not seen)**
- 3. Kinetic Light Painting (Moving the camera during the exposure)**

The common denominator in these techniques is that the artist is using the “photographic technique” of long exposure photography to record the Light Painting art form.

History


Light Drawing began as a scientific endeavour to study motion. The first know light drawing was created by Etienne-Jules Marey and Georges Demeny in 1889. Marey and Demeny created the image "Pathological walk from in Front"

DEMENY AND QUIÉNU
(Marey's laboratory),
*Pathological walk from in
front, made visible by
incandescent bulbs fixed to
the joints,*
circa 1889,
Archives
of the Collège de France.




Frank Gilbreth

Work Simplification Studies, 1914




Lillian Gilbreth

Work Simplification Studies, 1914




Man Ray

Space Writing, 1935



Man Ray

Space Writing, 2009 Ellen Carey Discovery




Gjon Mili

Carol Lynne, 1940




Gjon Mili

Picasso, 1949 For LIFE Magazine.



Gjon Mili


Picasso, 1949 For Life Magazine



PICASSO DRAWS A CENTAUR, 1949

David Potts

Piccadilly Circus, 1953 - 1st Kinetic Light Painting



Eric Staller


Light Drawings, 1976



WALKER STREET, 1976

Eric Staller


Light Drawings, 1977



LIGHT TUBES, 1977

Eric Staller

Light Drawings, 1979



POSEIDON, 1979

© Eric Staller

Light Painting


Everything up to this point in time I would consider Light Drawing.

The next step in history is the birth of Light Painting.

Light Painting is using hand held light sources to illuminate and color a scene during a long exposure. The light source is not seen by the camera.

Dean Chamberlain

Light Painting, 1977 "POLYETHYLENE BAGS ON CHAISE LOUNGE"




Dean Chamberlain

Light Painting, Psychedelic Pioneers Series “Timothy Leary”



Dean Chamberlain

Light Painting, MTV Video Music Award “All She Wants Is” by Duran Duran




Vicki DaSilva

1980, CASH



Vicki DaSilva

2008, Light Tartans



Vicki DaSilva

2011, MacLeod's Beach



Vicki DaSilva

2011, Jasmine Never Sorry



History

This was a very brief history if you would like to learn more please checkout:

LightPaintingPhotography.com

Techniques


The two techniques that I will be sharing with you today are both considered Light Drawing in that the Light Source will be seen by the camera.

Illuminated Beings











Light Writing



RUNAWAY

A glowing neon sign spelling the word "RUNAWAY" is positioned in the center of a dark, paved road at night. The sign is made of bright cyan or light blue neon tubing, with each letter formed by multiple parallel lines that create a three-dimensional, hollow effect. The sign casts long, dark shadows onto the road surface. The background is a dark, starry night sky with a bright, glowing sun or moon in the upper left quadrant, partially obscured by faint clouds. The horizon is dark, with silhouettes of trees and bushes visible against the twilight sky.

The Illusion of Choice

The image features the title "The Illusion of Choice" rendered in a 3D, glowing yellow font. The text is positioned in the center of the frame, above a dark, reflective surface that mirrors the letters. The background is a deep, dark blue gradient, with a thin, horizontal white line separating the upper and lower portions of the scene. The overall aesthetic is clean and modern, with a focus on the interplay of light and shadow.



A night sky with a bright star in the upper left and the illuminated text "GOOD THINGS TAKE TIME" on a rocky surface. The text is written in a glowing, yellow, hand-drawn font. The background is a dark, starry sky with a bright star in the upper left. The foreground is a dark, rocky surface with some low-lying vegetation. The text is illuminated from below, creating a strong glow and casting long shadows. The overall mood is serene and contemplative.

GOOD THINGS TAKE TIME



THANK YOU